

**RUSH  
WITT &  
WILSON**



**184 Turkey Road, Bexhill-On-Sea, East Sussex TN39 5HH  
£535,000**

**A very special three bedroom detached bungalow with stunning loft conversion, beautiful master suite comprising dressing room and en-suite shower room, oak flooring and oak doors throughout, gas central heating system, double glazed windows and doors, entrance porch, two/ three reception rooms, upvc all-round-year-use double glazed conservatory, kitchen/breakfast room with central island and granite worktops, extensive off road parking on bricked paved in/out driveway, garage, landscaped private front and rear gardens, viewing comes highly recommended by RWW sole agents. Council Tax Band D.**



### **Entrance Porch**

With entrance door, windows overlook the front elevation.

### **Entrance Hallway**

Oak flooring, oak doors, built in cloaks cupboard.

### **Cloakroom**

WC with concealed cistern, modern chrome radiator, ceramic floor tiling, obscured glass window to the side elevation, tiled walls.

### **Reception Hall**

13'3" x 9'8" (4.04 x 2.95)

Window and door to the side, two large double doored storage and cloaks cupboard.

### **Living Room**

23'7" x 11'11" (7.20 x 3.65)

Windows to the front and side elevations, two vertical radiators, real flame inset log effect fire, French doors lead out to the conservatory.

### **Dining Room/Bedroom Three**

17'1" x 8'2" (5.21 x 2.51)

Windows overlook both the front and rear elevations, oak wood flooring, contemporary double radiator.

### **Kitchen/Breakfast Room**

11'0" x 12'11" (3.37 x 3.96)

Windows to the rear elevation, stunning kitchen comprising quartz worktops, modern handleless base and wall units, one and half bowl sink unit with drainer and mixer tap, central island with additional cupboards, drawers and seating area, integrated double oven and grill, matching integrated microwave oven, gas hob with extractor canopy and light, built in fridge/freezer, built in dishwasher, built in washing machine, under cabinet concealed lighting, splashbacks, quartz floor tiling, contemporary double radiator, door leads through to the conservatory.

### **Conservatory**

15'8" x 11'6" (4.80 x 3.53 )

upvc double glazed construction, French doors to the side, four contemporary double radiators.

### **Bedroom Two**

13'1" x 12'10" (4.00 x 3.93 )

Windows overlook both the front and side elevations,

contemporary double radiator, fitted wardrobes with shelving, bedside cabinets and drawers.

### **Bathroom**

Panelled shower bath with shower screen, wall mounted shower controls, obscured window to side elevation, inset wash hand basin with vanity unit beneath, tiled walls, heated towel rail.

### **First Floor Landing**

Accessed via contemporary solid oak staircase with glass inserts.

### **Master Suite**

22'9" x 15'0" (6.95 x 4.58)

With vaulted ceiling, Velux windows open up onto balcony, two double radiators, solid oak flooring

### **Dressing Room**

Sliding doors, double radiator, window to the front elevation.

### **En-Suite Bathroom**

Comprising his and her circular wash hand basin with mixer taps and vanity units, windows overlook the side elevation as well as sidelights, walk in double width shower cubicle with shower controls and showerhead, wc with low level flush, tiled floor, tiled walls, access to eaves cupboard.

### **Outside**

#### **Front Garden**

In/out bricked paved driveway with extensive off road parking, well stocked shrub and flowerbeds, retaining bricked wall to the front elevation, enclosed on both sides with fencing, outside lighting, to the raised contemporary feature with pebbles and chipped stone.

#### **Rear Garden**


Beautifully landscaped, mainly laid to lawn with patio areas for alfresco dining, neatly planted flower and shrub beds, all enclosed with a combination of fencing and hedging to all sides offering privacy and seclusion, outside water tap, side access is available.

### **Garage**

Electrically operated up and over door, personal door to the rear.

### **Agents Note**

None of the services or appliances mentioned in these sale particulars have been tested. It should also be noted that measurements quoted are given for guidance only and are approximate and should not be relied upon for any other purpose.



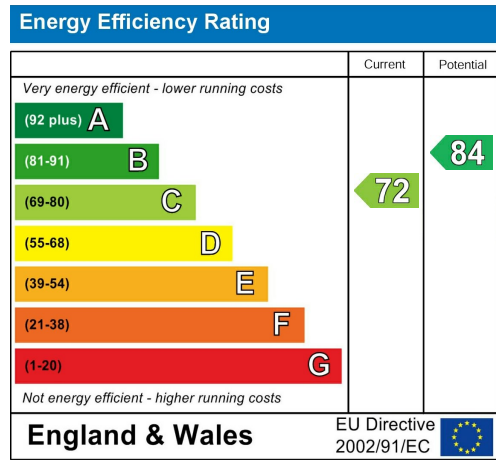
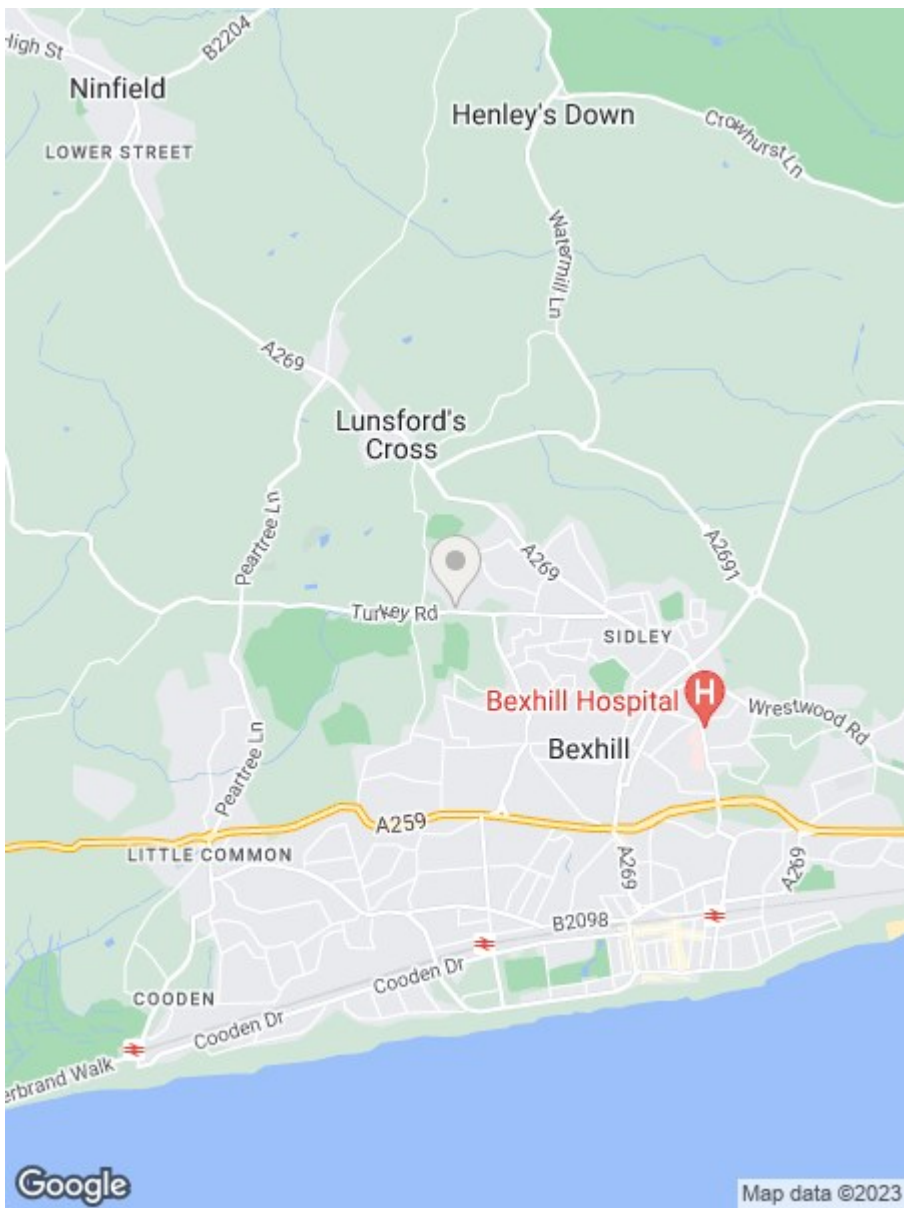


GROUND FLOOR  
1456 sq.ft. (135.3 sq.m.) approx.

1ST FLOOR  
461 sq.ft. (42.8 sq.m.) approx.

TOTAL FLOOR AREA: 1916sq.ft. (178.0 sq.m.) approx.

Whilst every attempt has been made to ensure the accuracy of the floorplan contained here, measurements of doors, windows, rooms and any other items are approximate and no responsibility is taken for any error, omission or mis-statement. This plan is for illustrative purposes only and should be used as such by any prospective purchaser. The services, systems and appliances shown have not been tested and no guarantee as to their operability or efficiency can be given.  
Made with Metropix ©2023



**RUSH  
WITT &  
WILSON**

**Residential Estate Agents  
Lettings & Property Management**



**3 Devonshire Road  
Bexhill-on-Sea  
East Sussex  
TN40 1AH  
Tel: 01424 225588  
bexhill@rushwittwilson.co.uk  
www.rushwittwilson.co.uk**